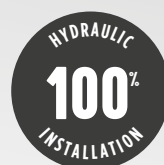



# THERMOBOX

HEATING &  
COOLING+  
DOMESTIC HOT  
WATER



**HEAT PUMP  
INDOOR MODULE**  
THE ALL-IN-ONE  
SOLUTION, DEVELOPED  
FOR ALL TYPE  
OF HOUSES.



# TECHNOLOGY AND PERFORMANCE IN YOUR HOME

THIS EQUIPMENT RANGE, THERMOBOX INDOOR UNIT, HAS AVAILABLE SEVERAL MODELS, DEVELOPED CONSIDERING ALL TYPES OF HOUSING ON THE MARKET. UNITS FROM 160 TO 270 LITERS WITH POWERS RANGING FROM 6 TO 18KW.

EXTERIOR UNITS COMPATIBLE	160	200	270
Aquapura 6	•	•	
Aquapura 12	•	•	•
Aquapura 16		•	•
Aquapura 8HT	•	•	
Aquapura 14HT		•	•



See warranty conditions



## INTUITIVE TOUCH CONTROL

HEATING & COOLING + PRODUCTION OF DHW



1. ON/OFF
2. Operating Mode
3. Temperature
4. Clock/Chronometer
5. Keyboard Blocking
6. Definitions



The new Aquapura THERMOBOX is part of Energie's ALL-IN-ONE equipment family, consisting of just 2 units, one interior, the THERMOBOX and one exterior, the Heat Pump.

100% hydraulic installation, all installation components are integrated in the interior of the equipment, making it a versatile and compact solution. Ideal for villas or multifamily dwellings.

 **PORTUGUESE MANUFACTURING**



MAXIMUM  
RETURN ON  
INVESTMENT

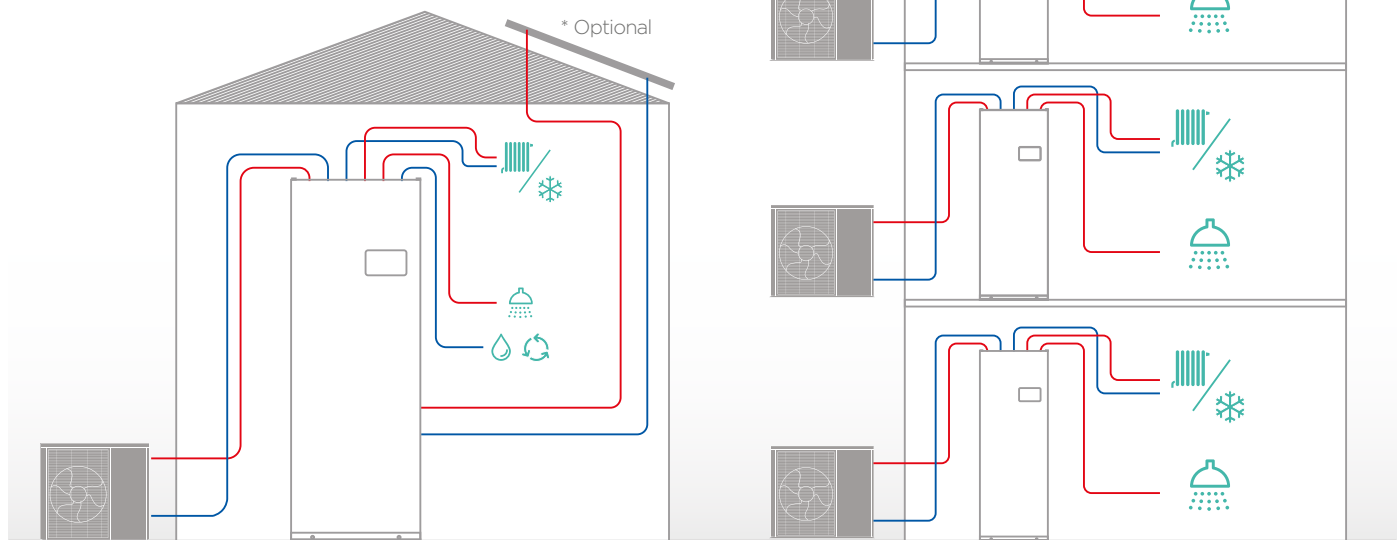
## NEW CLIMATE SOLUTION

All that is needed is to have a substructure of water terminals, namely radiators, invisible radiant heating or fan coils, to be able to enjoy this new solution for Heating & Cooling and Domestic Hot Water production.

# MULTIFACETED RANGE

The THERMOBOX range has available several models developed considering all types of housing, namely single and multifamily constructions.

Models 160, 200 and 270 are the ideal solutions for various construction projects, meeting Heating & Cooling and Domestic Hot Water needs (DHW).



## 100% HYDRAULIC INSTALLATION

THERMOBOX stands out for its simple and easy installation process (Plug and Play), 100% hydraulic and without handling fluorinated gases.



## ERGONOMIC AND COMPACT

THERMOBOX's interior unit was built with special regard for the space and area it takes inside the house, as well as the visual impact it causes. Allows for an easy integration, considering its reduced dimensions (60x60 cm).

COMPATIBLE EXTERIOR UNITS	160	200	270
Aquapura 6	•	•	
Aquapura 12	•	•	•
Aquapura 16		•	•
Aquapura 8HT	•	•	
Aquapura 14HT		•	•

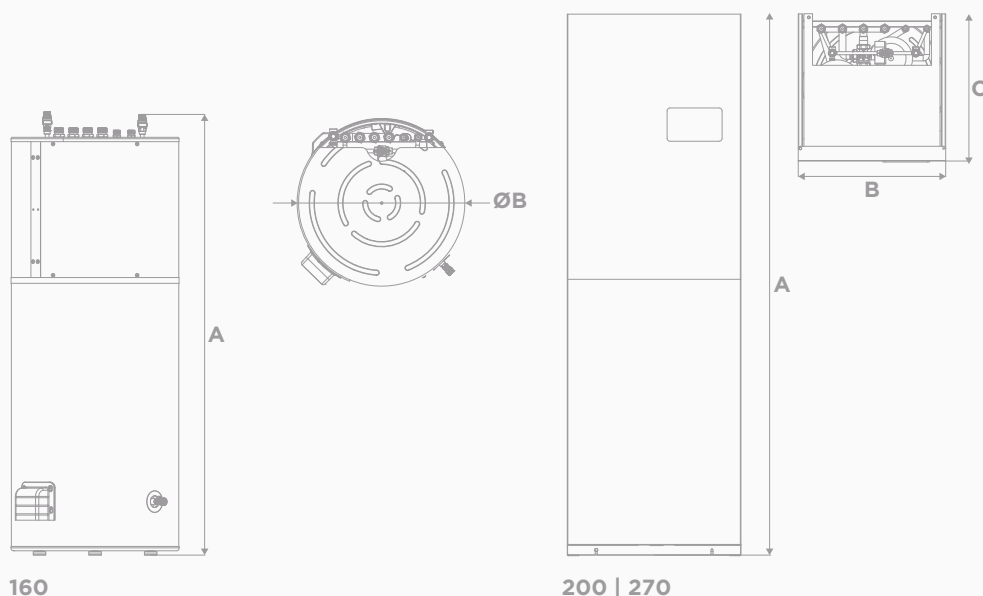
HYDRAULIC MODULE			
Operating mode	Cooling/ Heating / DHW		
Dhw capacity	L	160	200 270
Deposit / insulation	Stainless Steel / High Density Polyurethane		
Weight	Kg.	80	138 155
Size	mm	1534 - Ø580	1900-600-600 2200-600-600
DHW maximum admissible temperature	°C	80	
DHW maximum admissible pressure	Bar	6	
Thermal loss	kWh/24h	1.38	1.46 2.05
Type of connection	Hydraulic		
Unit management	Touch LCD Controller		
Air conditioning / DHW hydronic kit	Yes / Yes		
Electric support	W	1500	
DHW coil	m²	1.9	2.3 2.6
DHW expansion vase	L	5	5 8
Air conditioning expansion vase	L	8	12 12
Connections w/ exterior unit	pol.	1" M	
Air conditioning connections	pol.	1" M	
DHW connections	pol.	3/4" M	

DHW PERFORMANCE FEATURES <sup>1</sup>		160	160	160	200	200	200	200	200	270	270	270
Aquapura (AP) exterior units		AP6	AP12	AP8HT	AP6	AP12	AP16	AP8HT	AP14HT	AP12	AP16	AP14HT
Heating time (Δt=35°C)	hh:mm	01:00	00:47	00:54	01:15	00:59	00:32	01:13	00:28	01:21	00:43	00:37
COP / SPF		3,25	3,20	3,31	3,21	3,17	3,16	3,32	3,32	3,18	3,19	3,36
Consumption profile		L			L			XL				
Energy-efficiency	%	135	133	138	134	132	132	139	139	132	133	133
Quantity of hot water available (40°C)	L	206	206	205	257	257	257	257	258	332	332	332
Energy class		A+			A+			A+				
DHW temperature	°C	55			55			55				

<sup>1</sup> A14/W10-54, in compliance with EN16147 and Delegated Regulation (EU) No. 812/2013

DIMENSIONS mm	160	200	270
A	1534	1900	2200
B	Ø580	600	600
C	-	600	600

Equipment: **Thermobox**



160

200 | 270



This flyer has been created for information purposes only and does not constitute a contractual offer for ENERGIE EST Lda. ENERGIE EST Lda. has compiled the contents of this flyer to the best of its knowledge. No express or implied guarantee is given regarding the completeness, accuracy, reliability or fitness for a particular purpose of its content and the products and services it presents. Specifications are subject to change without notice. ENERGIE EST Lda. explicitly rejects any direct or indirect damages, in its broadest sense, resulting from or related to the use and/or interpretation of this flyer. R4V0/2024



Project co-financed by:



Zona Industrial de Laúndos  
Lote 48, 4570-311 Laúndos  
Póvoa de Varzim, Portugal  
**EMAIL** [energie@energie.pt](mailto:energie@energie.pt)  
**SITE** [www.energie.pt](http://www.energie.pt)

Follow us on:  
**ENERGIE PORTUGAL**  
   

Authorized dealer